

INSTRUCTION MANUAL

RTC420-M Manual Tank Dolly



Renaldo Sales & Service, Inc.



Read and understand all of the instructions and safety information in this manual before operating or servicing this dolly. Failure to observe this precaution may result in injury or property damage.



Table of Contents

Description	1
Safety Information.....	2
Purpose of this Manual	3
Specifications.....	3
Operation	4
Product Support.....	5
RTC420-M Options	6
Parts List.....	8
Limited Warranty	9



RTC420-M v. 2007.

Description

The primary function of the RTC420-M Manual Tank Dolly is to safely carry a full 420 lb. (100 gal) D.O.T. propane cylinder. It also has the ability to handle 100 and 200 pound cylinders, as well as 55 and 35 gallon drums. The RTC420-M has a maximum carrying capacity of 900 lbs.

Recent changes adopted by the Uniform Fire Prevention and Building Code Council, in the United States regarding cylinder re-qualification make this dolly even more important to your business. It offers an effective platform from which technicians are able to inspect, recover, or replace D.O.T. cylinders in the field.



Safety Alert Symbol

This symbol is used to call your attention to hazards or unsafe practices which could result in an injury or property damage. The signal word, defined below indicates the severity of the hazard. The message after the signal word provides information for preventing or avoiding the hazard.



DANGER

Immediate hazards which, if not avoided, **WILL** result in severe injury or death.

CAUTION

Hazards or unsafe practices which, if not avoided, **MAY** result in injury or property damage.

Employees who work with Dollies shall inspect the equipment before use to verify it is in proper working condition and shall be familiar with the equipment's proper operation.

When moving Dollies through a facility, the user shall contact facility personnel to discuss floor loading practices and procedures.

When connecting to anything other than a 420 lb. cylinder, we recommend that a second person assist. For one person operation, the weight of a single cylinder being moved must be greater than the weight of the cart (95 lbs.). The RTC420-M **DOES NOT** stand on its own in the vertical position.

It is **NOT** recommended that the operator of this dolly attempt to traverse steep grades in either the forward or reverse direction, unassisted. Always remember that forward momentum, gravity, the weight of the cylinder, and material shifting inside the cylinder are working against you.

THIS UNIT IS NOT EQUIPPED WITH A BRAKE!!



Purpose of this Manual

This manual is intended to familiarize all personnel with the safe operation of the RTC420-M Manual Tank Dolly. Keep this manual available to all personnel.

The Descriptions and specification contained in this information are subject to change. Renaldo Sales & Service, Inc. reserves the right to change the design of our equipment at any time as part of our normal product improvement process. Upgrades and enhancements may have taken place after this manual was printed. For the latest technical information and specifications on your RTC402-M Dolly, please contact us at (800) 424-5564.

Replacement manuals are available upon request at no charge at www.renaldo.org.

Specifications

Model: RTC420-M

- **Weight:** 155 LB (70 kg)
- **Capacity, weight:** 900 LB (408 kg)
- **Capacity, cylinders:**
 - 1, Full 420 lb. D.O.T. Propane Cylinder
 - 1, Full 200 lb. Propane Cylinder
 - 1, Full 55 gallon Drum
 - 1, 120 Gallon ASME Tank**
 - 2, 100 Lb. Cylinders**
 - 1, 50 Gallon D.O.T. Cylinder**
- **Dimensions:** 40" (h) x 39" (w) x 64" (l);
102 (h) x 99 (w) x 163 (l) cm
- **Construction:** Tubular steel
- **Tires:** (2) 16x650-8 2 Ply Rib
410-4 Ply Sawtooth Castor
- **Straps:** 2" x 10' Nylon with ratchet
1" x 2'6" Nylon w/ Hook
- **Color:** Black Powder Coating
(no color options)
- **Assembly:** Two piece design. Some assembly required.
- **Warranty:** One year on all structural components.

**Adapter kits are required to transport the noted cylinders and tanks. Please see page 6.





Operation


1. Begin by rolling the dolly up to the cylinder.




2. Before this unit can be secured to a cylinder, you must first unsecure and lengthen the thin black strap located on the upper cross bar. A length of 8 to 10 inches is sufficient.
3. Next, unsecure the larger, yellow, 10,000 lb nylon, load bearing strap from the ratchet, located on the right side of the unit and drape it off to the side. To connect the cylinder properly, this strap **MUST NOT** be positioned between the tank and the dolly.
4. Lifting up on the handle bars, pivot the dolly upward and towards the tank.



5. Attach the hook at the end of the black strap to the collar of the cylinder. This strap holds the 420-M in the upright position while you connect the load bearing strap.



6. Connect the load bearing strap as shown below. Ensure that the strap is not twisted and tighten securely.



7. Using both hands, grip the handle bars and pull the unit down into position for transporting.



Notice: A cylinder should never come in contact with metal. Occasionally check the rubber pads and nylon straps for any wear.

Lubrication

Grease fittings are located on the wheel hubs and on the rear swivel castor. Use a standard grease gun and lubricant in these fittings once per month or every 40 hours usage. DO NOT over lubricate.

Product Support

Record the serial number and date of purchase for your RTC420-M Tank Dolly in the space provided below. This information should be recorded and placed on file by the owner at the time of purchase.

Notify the manufacturer, Renaldo Sales & Service, Inc. immediately of any malfunction or failure. Return damaged parts to the manufacturer for inspection and Product Support Policy consideration. Use only genuine Renaldo replacement or repair parts. Use of another manufacturer's parts may void Product Warranty considerations.

Sold By:

Model Number: RTC420-M

Serial Number: _____

Date Purchased: _____

FOR SERVICE AND REPLACEMENT
PARTS, OR NEW EQUIPMENT,
CONTACT:

RENALDO SALES & SERVICE, INC

1770 Milestrip Road
North Collins, NY 14111
(800)-424-5564
(716)-337-3760

www.renaldo.org

Email: info@renaldo.org



Options and Adapters

RTC120 - 120 Gallon ASME Tank Adapter



The RTC120 adapter is designed to carry a single 120 gallon, horizontal style propane storage tank. This kit includes the adapter, strap, ratchet modifications and installation and operating instructions. This is NOT capable of handling 250 gallon ASME tanks. This adapter makes the handling of these tanks a one or two man operation.



RTC2-100 - 100 Lb. Cylinder Adapter




The RTC2-100 is a specially designed adapter to make it easier to transport two (2) 100 lb. propane cylinders. It mounts and un-mounts to the Tank Dolly in seconds by simply placing the attachment on the cross bars and inserting the pin. There is no assembly required and it is guaranteed against any structural defects for 1 year.





Options and Adapters Cont.

RTC50 - 50 Gallon D.O.T. Cylinder Adapter



The RTC50 allows for the Tank Dolly to handle the squat style, 50 gallon ASME or D.O.T. cylinder. It's a one operation to install in seconds. Designed to safely transport the cylinder while attached to the tank dolly to your job location. Single strap design and the additional rubber grip bumpers secure the tank to the dolly.



Notice: All adapter kits for the RTC420-M are sold separately. Manuals and installation instructions sent with kit. Please note that some of the pictures seen here may show a different model Tank Dolly, but all kits listed are available for the the RTC420-M.

For more information or to order an adapter for your dolly, please contact Renaldo Sales & Service, Inc.

Also available! The RTC420-M2! Similar to the RTC420-M, this manual tank dolly has a split handlebar design that makes it easier to attach the cylinder and lower into the transport position. The handle bars also lock together for safe transport.



Again, for information on this model, contact Renaldo Sales & Service, Inc.



Parts List

Qty	Part No.	Description
2	120055	Smooth Hand Grip, Blk
2	354	Finger Molded, Ribbed Handle Grip
2	354FS4-1	410-4 Ply Sawtooth Implement Tire, WHL & PL Swivel Castor
1	40Y1000SP	2" x 10' Strap w/ Sewn Loop on One End, No Pad
1	F-904-S	Swivel Castor / Fork Assembly Only
1	354FS4-1	10" Castor Assembly w/ Swivel Yoke, Tire & Rim1
2	53-244	3/4 x 1 3/8 x 7/16 BBRG
2	658DC4X-R1I	16 x 650-8 2 Ply Rib Tire w/ Rim and 3/4 Ball Bearing
1	C-4 RTC	Modified 804 Ratchet w/ Pad
1	HT1049	410/350-4 Tube w/ TR87 320100
1	MSAP-6	Tapecon Made in America Decal
2	REN-001	Yellow Renaldo Logo Decal, 1-1/2" x 8"
4	RTC42098	Cross Brace Tank Bumper w/ Mounting Fasteners
1	SNPP0310275OZ	5/16" x 2 3/4" Lynch Pin



Limited Warranty

Effective January 1, 2013

This warranty supersedes all previous RENALDO warranties and is exclusive with no other guarantees or warranties expressed or implied.

LIMITED WARRANTY - Subject to the terms and conditions hereof, RENALDO'S SALES & SERVICE, INC., NORTH COLLINS, NEW YORK, warrants to the purchaser that all new and unused equipment furnished by Renaldo is free from defect in workmanship and material as of the time and place of delivery by Renaldo or its dealer for a period of one (1) year. NO WARRANTY is made by Renaldo with respect to blowers, hydraulic pumps, engines, transmission, trade accessories or other items manufactured by others. Such blowers, hydraulic pumps, engines, transmissions, trade accessories and other items are sold subject to the warranties of their respective manufacturers, if any. Renaldo's warranty does not apply to components having normal useful life of less than one (1) year, such as propane stove burners, propane torches, hoses, chain, sprockets, belts, blades, tires and straps where failure does not result from defect in workmanship or material.

In the case of Renaldo's breach of warranty or any other duty with respect to the quality of any goods, the exclusive remedies therefore shall be, at Renaldo's option; (1) repair or (2) replacement or, where authorized in writing by Renaldo in appropriate cases, (3) the reasonable cost of repair or replacement at an authorized Renaldo representative or, (4) payment of or credit for the purchase price (less reasonable depreciation based upon actual use) upon return of the products at customer's risk and expense. Renaldo's option of repair or replacement will be F.O.B. factory at North Collins, New York, or F.O.B. at a Renaldo authorized service facility, therefore, no compensation for transportation cost of any kind will be allowed. Upon receipt of notice or apparent defect or failure, Renaldo shall instruct the claimant on the warranty claim procedures to be followed.

Any expressed warranty not provided herein and any implied warranty, guarantee or representation as to performance, and any remedy for breach of contract which, but for this provision, might arise by implication, operation of law, custom of trade or course of dealing, including any implied warranty of merchantability or of fitness for particular purpose with respect to any and all equipment furnished by Renaldo is excluded and disclaimed by Renaldo.

Except as expressly provided by Renaldo in writing, Renaldo products intended for ultimate purchase by commercial, industrial and agricultural users and for operation by persons trained and experienced in the use and maintenance of equipment manufactured by Renaldo's and not for consumers or consumer use. Renaldo's warranties do not extend to, and no reseller is authorized to extend Renaldo's warranties to any other consumer.